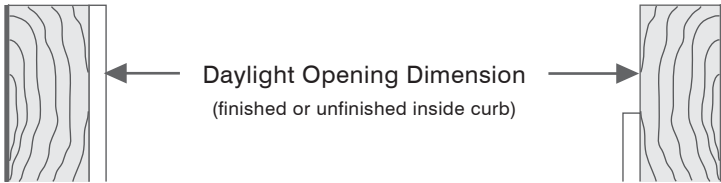


Dealer	Date
Contact	<input type="checkbox"/> Quote Only <input type="checkbox"/> Dealer PO

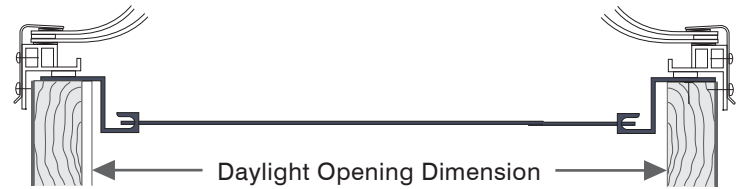
Safety Grids are available in two variations which exceed OSHA and WISHA requirements for providing fall protection; static loads of 200 lbs and 800 lbs respectively. Both **Safety Grids, ELITE** and **DEFENSE**, resisted without failure **dynamic impacts** of 800 lbs created by a 200 lbs heavy bag released from 48 inches; followed by holding over a **HALF TON** (1,038 lbs) of static load for 5 minutes. Testing was witnessed for verification by a third party accredited testing laboratory. Test report available upon request.

Safety Grids are installed on the top of the structural curb in the daylight opening which allows for retrofit installations as well as new construction. Fasteners to be installed on top face of the perimeter with recommended spacing of 6" on center. **Fasteners provided by other.**



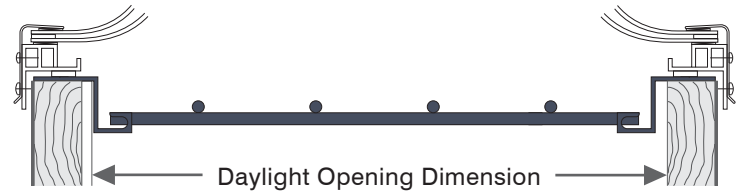
Safety Grid ELITE

Composed of aircraft grade aluminum frame, laced with galvanized steel 1/8" cable. A simple solution to providing worker fall protection without compromising interior design.



Safety Grid DEFENSE

Composed of aircraft grade aluminum frame and aluminum 3/8" solid bars. This fall protection grid also provides resistance against burglar break ins.



QTY	Safety Grid TYPE		Daylight Opening Dimension		Dealer Cost
			width (in.)	height (in.)	
A	<input type="checkbox"/> ELITE	<input type="checkbox"/> DEFENSE			
B	<input type="checkbox"/> ELITE	<input type="checkbox"/> DEFENSE			
C	<input type="checkbox"/> ELITE	<input type="checkbox"/> DEFENSE			
D	<input type="checkbox"/> ELITE	<input type="checkbox"/> DEFENSE			
E	<input type="checkbox"/> ELITE	<input type="checkbox"/> DEFENSE			
F	<input type="checkbox"/> ELITE	<input type="checkbox"/> DEFENSE			

All Safety Grids are custom orders and can not be returned for credit.